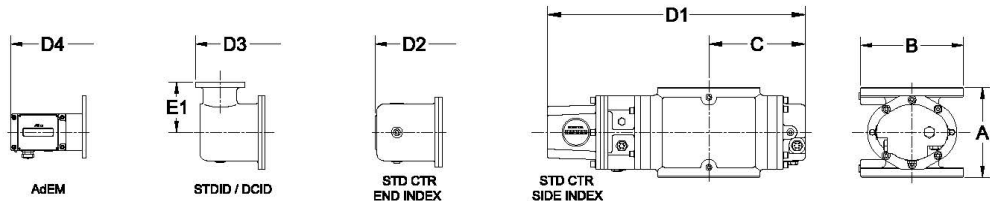




ROMET

Rotary Gas Meters



Note: AMI/AMR adaptors available upon request.

METER SIZE	DN/ PN 16 FLANGE	ANSI 125 FF FLANGE	A	B	C	D1	D1 (no Mag. Hsg)	D2	D3	D4	E1	WEIGHT (kg)
G16	40 mm	2"	171 mm	Ø 152 mm	78 mm	268 mm	205 mm	306 mm	327 mm	349 mm	102 mm	4.5-6.8

G16 - HARD METRIC

HARD METRIC G16 40 mm (2") FLANGE CONNECTION

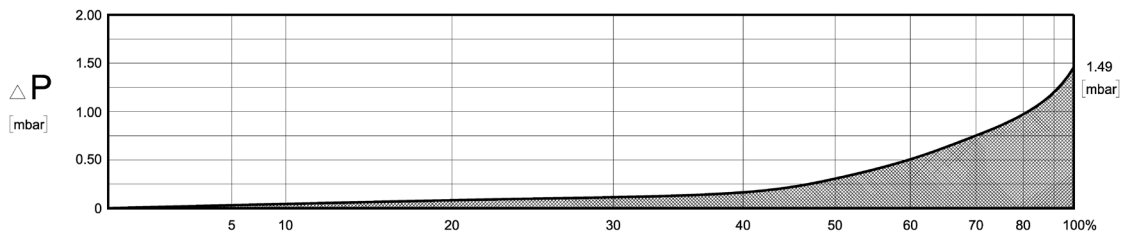
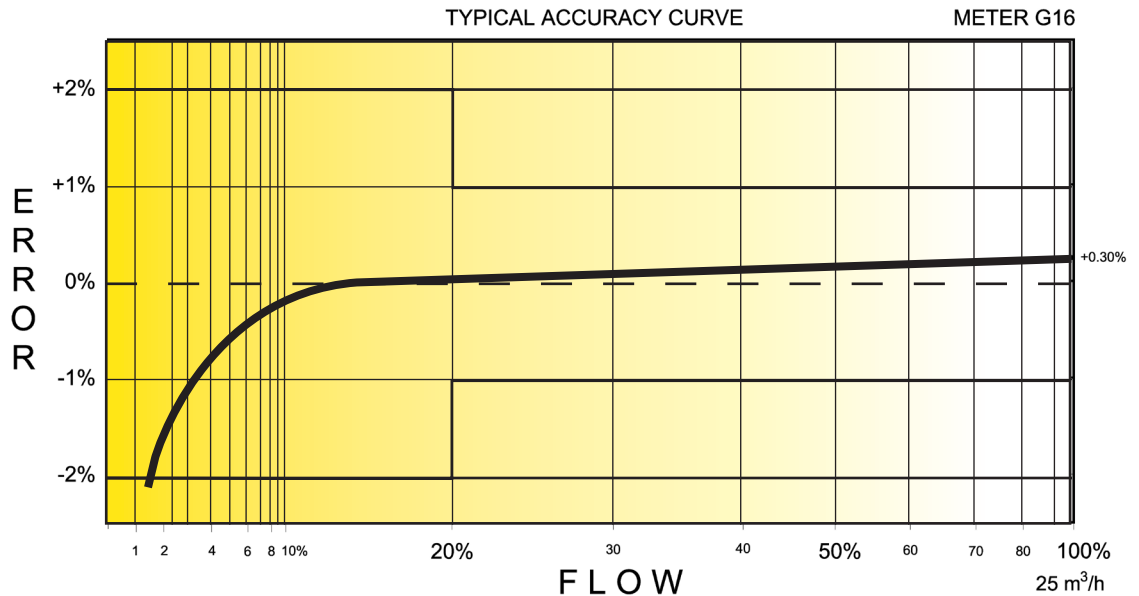
TECHNICAL SPECIFICATION

Connection (Flange)	DN/PN16 ANSI 125FF	40 mm 2"
MAOP	(bar)	12
Flow Capacity	(m ³ /h)	25
Rangeability		1:35
Start Rate	(m ³ /h)	.050
Stop Rate	(m ³ /h)	.040
Differential @ 100% Flow	(mbar)	1.49
Instrument Drive Rate	(m ³ /rev)	.1
LF Pulser (Optional)	(m ³ /pulse)	.1

*Note: It should be noted, that moving parts in the meters with a greater rangeability ratio are made to high class accuracy and tight tolerances. Improper installation, stresses on piping system due to temperature changes, settling and gas conditions can create a risk of meter rejection.

CORRECTED FLOW CAPACITY AND TYPICAL ACCURACY GUIDE

G16 METER (SM ³ /H)	
Gauge Pressure Bar 0.012	G16 Qmax = 25 m ³ /hr
0.05	26.2
0.1	27.5
0.5	37.3
1.0	49.7
1.5	62.0
2.0	74.3
2.5	86.7
3.0	99.0
5.0	148.4
7.5	210.0
10.0	271.7
11.0	296.4
12.0	321.1



ROMET

GAS METERS AND ELECTRONIC INSTRUMENTS

Phone 905-624-1591 USA 1-800-387-3201

www.rometlimited.com • email: romet@rometlimited.com

The values quoted are typical of normal production. They do not constitute a specification. Romet Limited reserves the right to change any information in this literature without notice. All of the information and data in this literature has been carefully compiled and thoroughly checked. However, Romet Limited will not assume responsibility for any possible omissions or errors.

ROMET and ROMET & DESIGN are registered trademarks of Romet Limited. Romet Limited's gas metering technology is protected under U.S. Patent No. 4,910,519 and 6,453,721 and Canadian Patent No. 1,293,568.